




2008 Annual School Report Charlestown Public School

NSW Public Schools – Leading the way



Our school at a glance

Students

The end of year total enrolment for 2008 at Charlestown Public School was 183. 14 students enrolled with 12 students leaving.

This year we had 8 straight classes.

Staff

There was a total teaching staff of 9, supplemented by 4 part-time teachers and 6 additional office, school and student support staff.

All teaching staff meet the professional requirements for teaching in NSW public schools.

Significant programs and initiatives

Charlestown Public School has a long and proud history of providing quality education. The school is centrally located close to the shopping centre, swimming pool, tennis courts and grassed playing areas.

In 2008, the school provided outstanding school readiness transition programs through its Young Starters Program.

The school has excellent classroom facilities, which includes specialised Infants rooms with bathrooms and all classrooms are fully air-conditioned. There are leading computer programs with a specialist technology centre and a Connected Classroom, which provides video conferencing facilities.

2008 has seen the continuation of exceptional Performing Arts Programs with qualified instructors and dedicated gifted and talented programs, which also incorporates advanced public speaking and debating programs.

Student achievement in 2008

Literacy – NAPLAN Year 3

42% of students in year 3 were placed in the top two bands in Reading.

In Writing, the average mark for year 3 students was slightly below state averages.

Spelling results indicate 49% of students were placed in the top two bands while grammar/punctuation results indicate that 26% of students were placed in the top band.

No students in year 3 were placed in the bottom band for reading, writing, spelling or punctuation/grammar.

Numeracy – NAPLAN Year 3

The average mark for year 3 students at Charlestown PS was above state and 'like school group' averages.

42% of students were placed in the top two bands and no student was placed in the bottom band.

Literacy – NAPLAN Year 5

For Reading, the average mark for students in year 5 was above state average, with 40% placed in the top two bands.

In Writing, the average mark for year 5 students was above state averages.

Spelling results indicate 38% of students were placed in the top two bands and the same for grammar/punctuation. The grammar/punctuation average mark was well above the state average.

No students in year 5 were placed in the bottom band for writing, spelling or punctuation/grammar, which is an improvement on the previous three years.

Numeracy – NAPLAN Year 5

The average mark for year 5 students at Charlestown PS in Numeracy was slightly below state and 'like school group' averages.

25% of students were placed in the top two bands. No student was placed in the bottom band, which is an improvement on the previous three years.

Messages

Principal's message

It is with great pleasure that I submit my first Principal's message as part of Charlestown Public School annual report.

2008 has seen the retirement of the previous principal, Mr Ken Beckett, who was loved and held in high regard by the whole school community. He has been the driving force behind the wonderful programs presented and the excellent standards achieved at Charlestown PS.

Throughout 2008, the experienced staff at Charlestown Public School, have once again shown themselves to be a dedicated and caring group of professionals. Each of the classrooms is an innovative and exciting place in which the individual needs of students are catered for.

The support provided by the administrative staff and the wonderful relationship the school has developed with parents, carers and members of the wider community is exceptional.

2008 has seen the continuation of significant programs to address Literacy, Numeracy and Technology needs in our school as well as a wide variety of programs to provide remediation, extension and interest for students.

I certify that the information in this report is the result of a rigorous school self-evaluation process and is a balanced and genuine account of the school's achievements and areas for development.

John Theissen
Principal

P&C and/or School Council message

Charlestown Public School P & C Association has an active, dedicated group of parents committed to providing interesting and enjoyable events and fundraisers for students and parents as well as providing financial and organizational support to the school.

The P & C donated over \$14,000 to the school this year through activities such as the Pie/Cake drive, Mother's Day stall and the sale of student-made Calenders. A very successful event was the "Carols by Candlelight", the first in over 10 years. An enjoyable night was had by all. and we would like to thank the teachers for the hard work in getting the children ready with their songs. This night was so successful that we hope to hold it every 2 years

The P & C Clothing Pool provides on-site all of the uniform clothing necessary for children to wear to school. Children display a sense of pride when wearing their full uniform and are often commented on how good they look by the public.

We had a busy year in the Canteen with a fresh new intake of volunteers complimenting the excellent service provided by our dedicated workers. New items were introduced and "Meal Deal Days" were supported well by the children. Canteen supervisor Melissa Mannix retired this year after many years service. We thank her for creating a positive work environment and for her commitment to the Healthy Canteen Initiative.

I would like to extend my appreciation to the myriad of volunteers who make a strong commitment to help run the canteen clothing pool and various fundraisers. To all parents, teachers, family and friends we thank you for supporting our fundraisers this year, your children will appreciate the benefits we provide for them from money raised.

Dianne House
P&C President

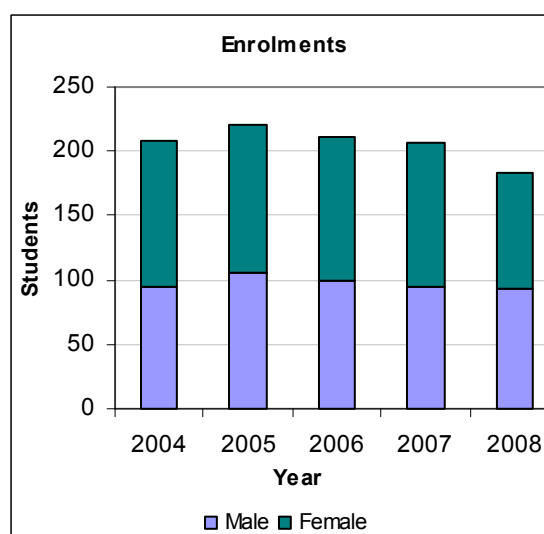
School context

Student enrolment profile

The total enrolment for 2008 was 183 students, which was composed of 93 male and 90 female students.

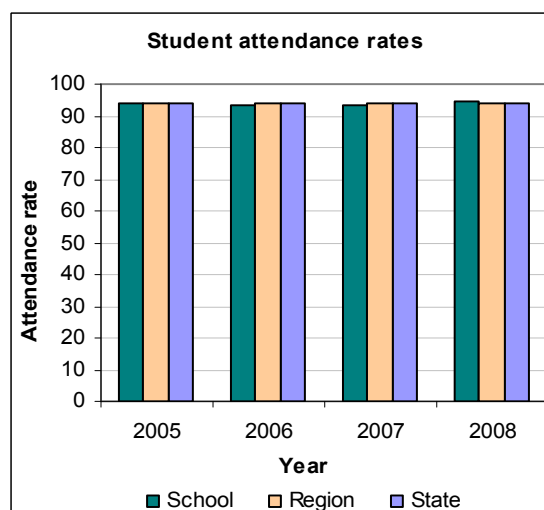
The trend of reducing enrolments has continued, which is a reflection of the reducing availability of accommodation and the increasing cost of housing and rentals in the school enrolment area.

	2004	2005	2006	2007	2008
Male	94	106	99	94	93
Female	114	115	112	112	90



Student attendance profile

The attendance rate for students increased for 2008 to 94.3%. The graph below shows that the school attendance rate exceeded region (93.7%) and state (94.1%) figures, which is also an improvement the previous three years.



Class sizes

In March 2003 the Government announced its commitment to publish primary class sizes in annual school reports in order to provide parents with as much local information as possible.

The following table shows our class sizes as reported at the 2008 class size audit conducted on Tuesday 25 March 2008.

Roll Class	Year	Total per Year	Total in Class
KD	K	20	20
KM	K	21	21
1T	1	23	23
2B	2	21	21
3J	3	25	25
4S	4	19	19
5J	5	21	21
6B	6	25	25

Class sizes were kept small and classes were formed along grade levels.

Staff establishment

Position	Number
Principal	1
Assistant Principal(s)	2
Classroom Teachers	6
Teacher of Release from Face-to-face	0.336
Primary Part-time Teacher	0.3
Support Teacher Learning Assistance	0.4
Teacher Librarian	0.4
Teacher of ESL	0.2
Counsellor	0.2
Total	10.836

In addition to the staffing allocation above, in 2008 the school engaged a specialist teacher one day per week to team-teach with classroom teachers to enhance the teaching and learning of computer technology for all students K-6.

Staff attendance

Staff have access to leave entitlements such as sick leave. In 2008 the average daily attendance rate for staff, as determined by the Department, was 97.1%, which is exceptional.

Teacher qualifications

All teaching staff meet the professional requirements for teaching in NSW public schools.

Qualifications	% of staff
Degree or Diploma	100%
Postgraduate	33%

Financial summary

This summary covers funds for operating costs and does not involve expenditure areas such as permanent salaries, building and major maintenance.

Date of financial summary:	30/11/2008
Income	\$
Balance brought forward	82 046.02
Global funds	97 584.97
Tied funds	68 542.78
School & community sources	61 520.86
Interest	6 295.70
Trust receipts	19 290.80
Canteen	0.00
Total income	335 281.13
Expenditure	
Teaching & learning	
Key learning areas	24 717.13
Excursions	7 417.75
Extracurricular dissections	15 518.57
Library	2 664.93
Training & development	163.24
Tied funds	78 467.11
Casual relief teachers	27 342.09
Administration & office	39 967.25
School-operated canteen	0.00
Utilities	17 289.06
Maintenance	15 044.20
Trust accounts	15 485.70
Capital programs	6 600.00
Total expenditure	250 677.03
Balance carried forward	84 604.10

The total of Global Funds for 2008 amounted to \$73,767. The majority of the balance was comprised of additional funds and reimbursements from 2007 (\$12,644). The Training & Development sub-dissection is small (\$163.24) as Teacher Training & Development funds (\$6,761) is a part of Tied Funds. Tied Funds also includes Student Assistance Scheme, funding support for students with disabilities, technology and an Active After School Community grant, which was used in 2007. A Community Water Grant of \$14,545 was used to install 2 water tanks. The school canteen is fully operated by the school P&C Association. Donations are made by the Canteen Committee and the school P&C Association to supplement teaching and learning programs across the school. Maintenance includes all work done to buildings, grounds, equipment and to fix damage.

A full copy of the school's 2008 financial statement is tabled at the annual general meetings of the School Council and/or the parent body. Further details concerning the statement can be obtained by contacting the school.

School performance 2008

Charlestown PS continues to broaden and extend the curriculum for students with interests in the creative and practical arts. In 2008, school achievements include:

- a distinguished performance by the senior dance group in Starstruck
- 15 students represented the school in the Hunter Dance Festival
- the school promoted a junior dance group as well as a boys dance group due to an overwhelming interest by students
- every student at the school, kindergarten to year 6, is given the opportunity to participate in public speaking
- Debating is offered as an extension activity for students in Stage 3, with outstanding results achieved in both A and B divisions.

Sport

Charlestown PS prides itself on offering a wide variety of sporting opportunities to all students through its physical education and sporting programs.

In addition to this, Charlestown PS has:

- an excellent and comprehensive swimming program which incorporates the DET Special Swimming Scheme and included in primary sport in terms 1 and 4
- a close association with the Eastlakes PSSA Zone. Through this Zone, students can trial for PSSA teams, participate in a number of gala days (soccer, touch football, hockey and netball) as well as competing in Zone athletics, swimming and cross country carnivals
- a comprehensive gymnastics program throughout term 3 for all students.

Other

In term 3 the school raised money for the Heart Foundation through Jump Rope for Heart.

Academic

In the National Assessment Program, the results across the Years 3, 5, 7 and 9 literacy and numeracy assessments are reported on a scale from Band 1 to Band 10.

The achievement scale represents increasing levels of skills and understandings demonstrated in the assessments.

Yr 3: from Band 1 (lowest) to Band 6 (highest for Year 3)

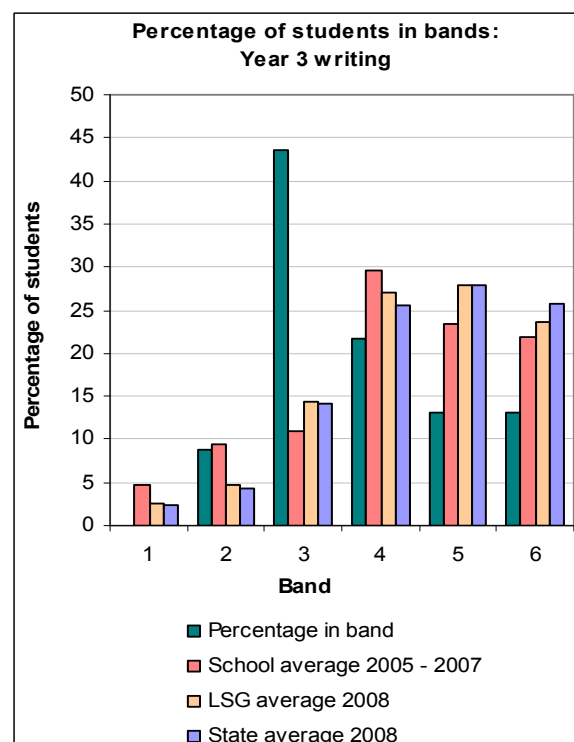
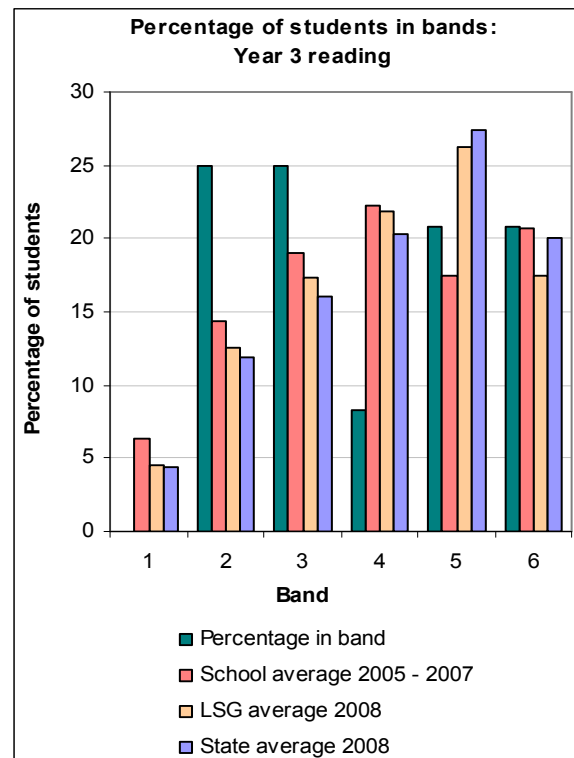
Yr 5: from Band 3 (lowest) to Band 8 (highest for Year 5)

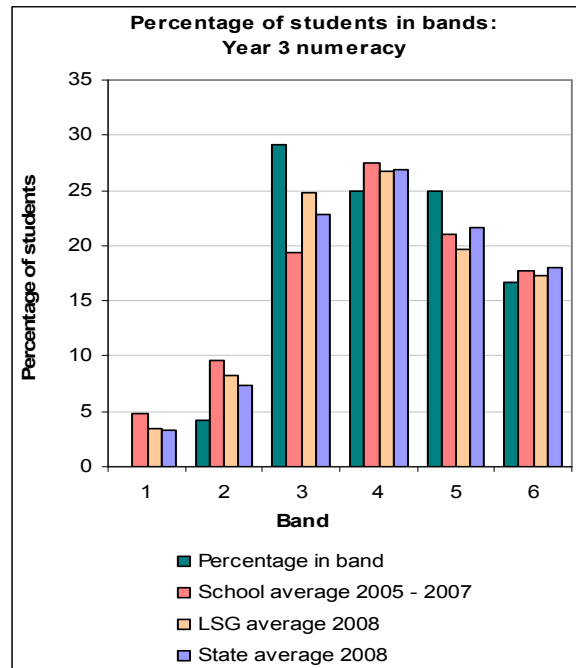
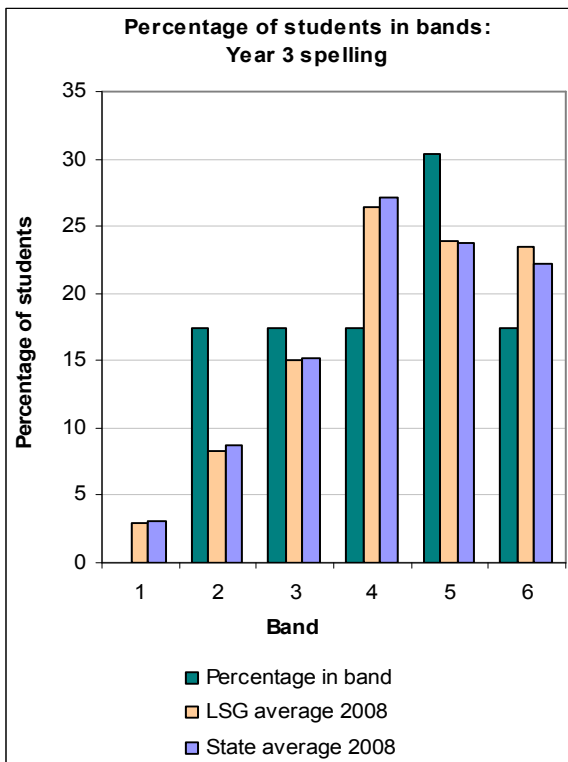
Literacy – NAPLAN Year 3

The following graphs show how our students performed in the new NAPLAN tests for all students across Australia.

In 2008, the 24 students in year 3 participated in NAPLAN testing.

All students in year 3 achieved the minimal national standards in all areas of literacy.

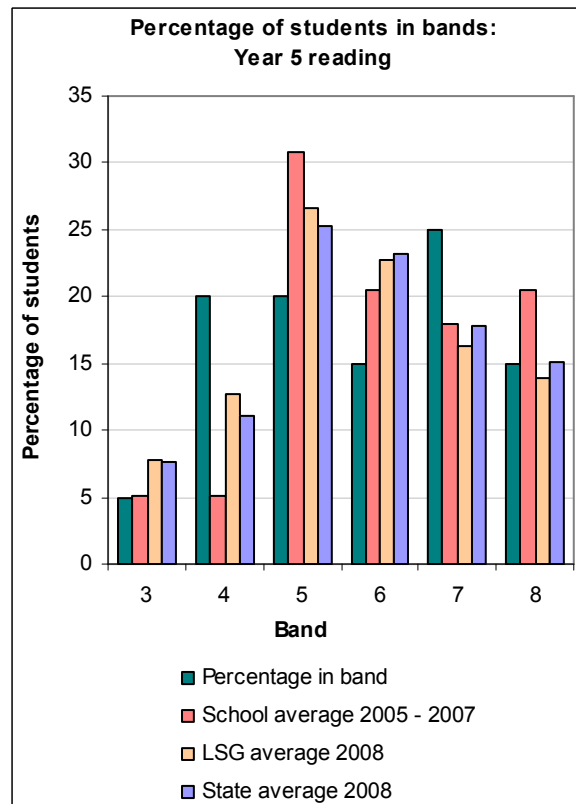
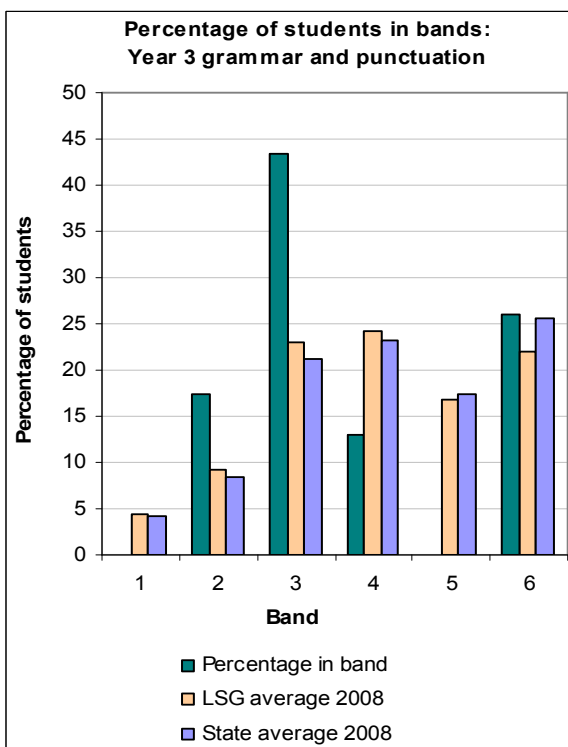




Literacy – NAPLAN Year 5

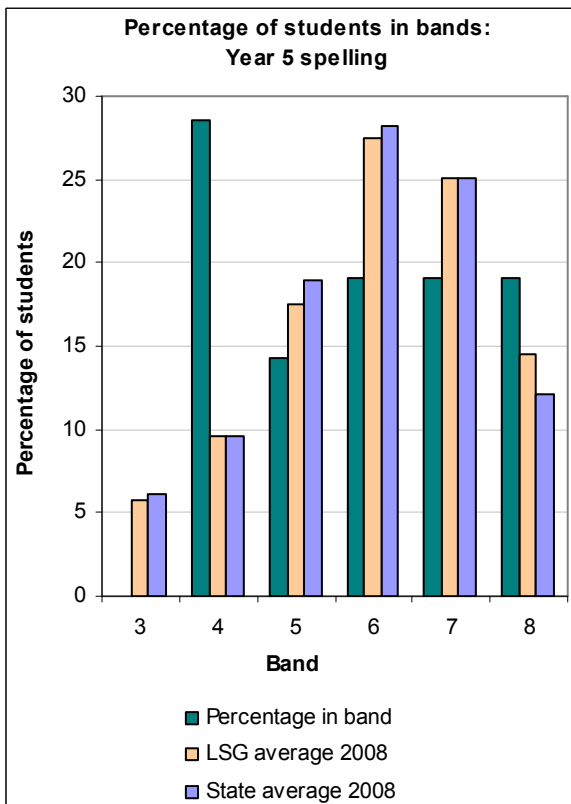
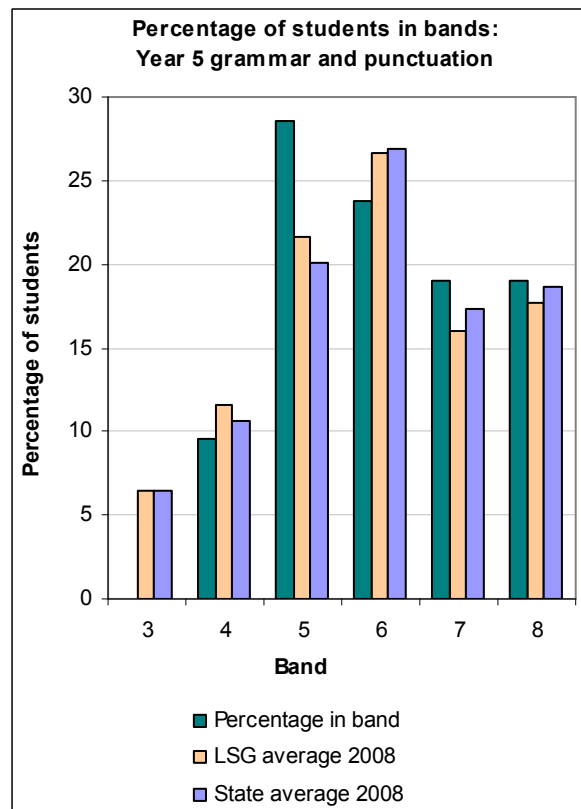
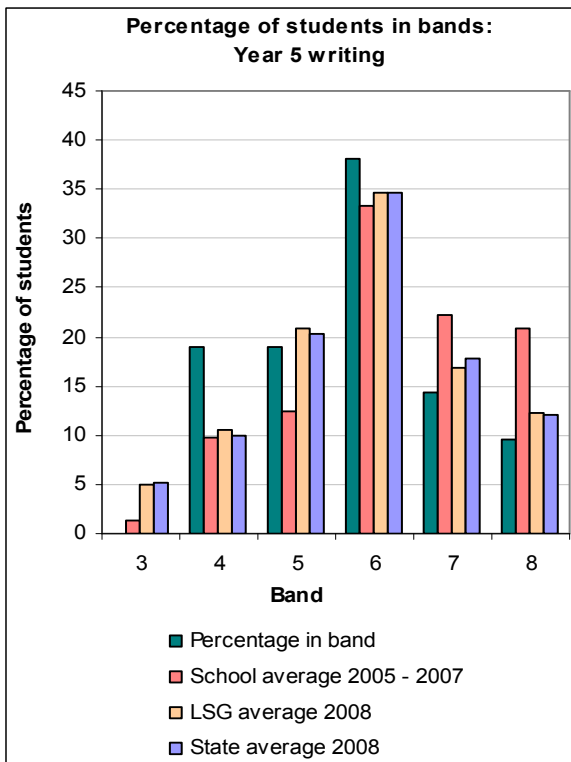
In 2008, the 21 students in year 5 participated in NAPLAN testing.

All students in year 5 achieved the minimal national standards in all areas of literacy.



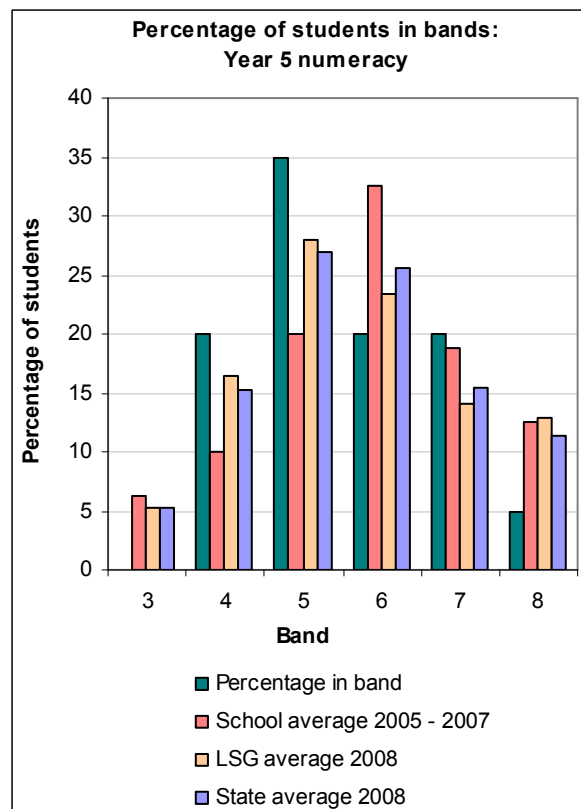
Numeracy – NAPLAN Year 3

All students in year 3 achieved the national standards in all aspects of numeracy.



Numeracy – NAPLAN Year 5

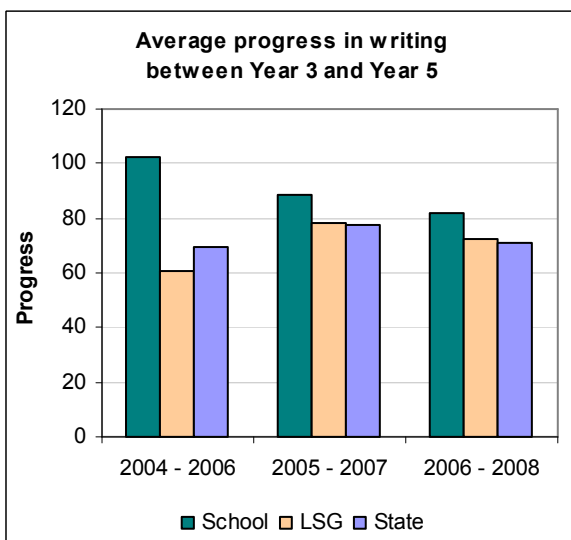
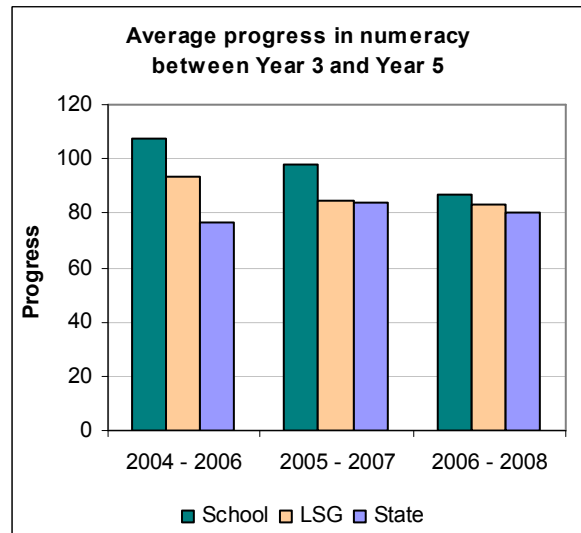
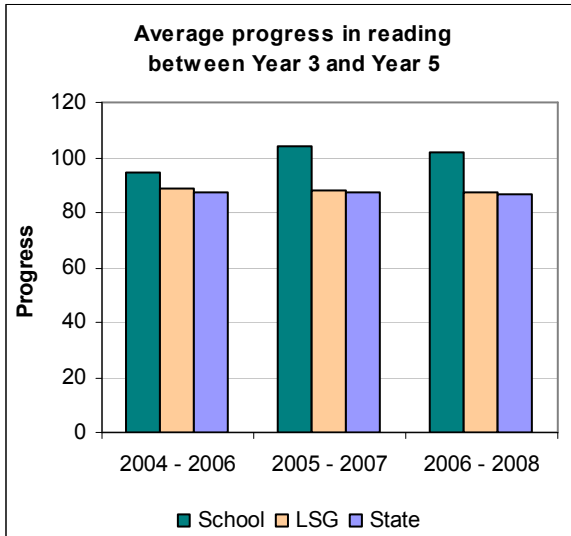
All 21 students in year 5 achieved the national standards in all aspects of numeracy.



Progress in literacy

Charlestown PS continues to perform at a higher level than state averages and when compared to 'Like School Groups'.

However, there is a downward trend in school performance in writing, which will be addressed in the 2009-2011 School Management Plan.



Minimum standards

The Commonwealth Government sets minimum standards for reading, writing, grammar and punctuation, spelling and numeracy for years 3, 5, 7 and 9.

The performance of the students in our school in the National Assessment Program – Literacy and Numeracy is compared to these minimum standards. The percentages of our students achieving at or above these standards are reported below.

Percentage of Year 3 students in our school achieving at or above the minimum standard in 2008

Percentage of Year 3 students achieving at and above minimum standard	
Reading	100
Writing	100
Spelling	96
Punctuation and grammar	96
Numeracy	100

Progress in numeracy

In numeracy, the school continues to perform at a higher level than state and 'Like School Group' averages.

There is a downward trend with school achievements, which will be addressed in the 2009-2011 School Management Plan.

Percentage of Year 5 students in our school achieving at or above the minimum standard in 2008

Percentage of Year 5 students achieving at and above minimum standard	
Reading	95
Writing	100
Spelling	100
Punctuation and grammar	100
Numeracy	100

Significant programs and initiatives

Aboriginal education

Aboriginal Education is embedded across the curriculum. At Charlestown PS we have 2 students who identify as Aboriginal or Torres Straight Islanders enrolled.

Our staff understands the importance of every student in our school learning the culture of our indigenous people, respecting their history and ancestry and the part they have played in the development of our nation. Charlestown PS is a member of the Dare to Lead Coalition which supports Aboriginal Education.

An Aboriginal perspective is included in many units of work. The infants classes studied Aboriginal stories which included art and cultural knowledge. Stages 2 & 3 taught Aboriginal perspectives through HSIE units of work.

Multicultural education

The philosophy of multi-culturalism is embedded into all of our key learning areas. Our students are encouraged to embrace the differences between cultures in an endeavour to enrich the lives of all, and to one day create peace, harmony and tolerance.

This year our ARCO (Anti Racism Community Officer) Mrs Julie Smith was trained and attended several meetings to support our school initiatives.

Many HSIE and Literacy units of work contain perspectives of multicultural education and are taught throughout the year.

Respect and responsibility

Charlestown PS teaches all students the values of respect and responsibility through the You Can Do It Program. These values are integrated into school policies, all classroom programs and through student leadership responsibilities.

Senior students are provided with additional leadership opportunities through a student parliament as well as supporting a variety of charities. In 2008, our community projects included working with Land Care as well as planting natives for the next stage of the Fernleigh Track.

NSW University Competitions

Charlestown PS students elected to participate in the NSW University Competitions. In English 3 distinctions and 9 credits were achieved and in mathematics, 7 credits and 2 distinctions were achieved.

In the Newcastle Permanent Mathematics Competition 8 distinctions and 11 merits were achieved.

Crunch and Sip/ Healthy Canteen

During 2008, the P&C Canteen Committee implemented a Healthy Canteen menu. The menu has been a great success with great meal deals introduced both for summer and winter.

The crunch and sip program was also established by some classes who are having a fruit and water break during the day in class time. This program encourages students to healthy food choices.

Progress on 2008 targets

The 2008 targets are the final stage of the school strategic plan for 2006-2008 and reflect the focus areas of the school.

Target 1

To improve literacy outcomes for all students

Literacy strategies and resources were expanded across the school to support teaching and students learning in Literacy at all levels and stages of learning.

Our achievements include:

- Expansion of the PM reader series
- The 'Jolly Phonics' program has been taught with more depth
- The development of Rich Tasks in writing has been a focus
- Punctuation has been a focus, not only in Stage 2, but across the school
- NAPLAN testing indicates that the percentage of students in the top band in literacy exceeds region averages and matches state averages.

Target 2

To improve computer education and technology outcomes for all students

Our achievements include:

- each class and teacher benefiting from team teaching for computer education
- school computer technology resources have been expanded
- expectations and student work samples for computer-related Rich Tasks have improved
- increased use of computer technology by all staff members.

Target 3

To develop a functional Values program for the school.

Our achievements include:

- the introduction and development of “You Can Do It” program throughout the school
- higher involvement of parents in values program
- Timetabling of specific lesson times

which has seen:

- Improved behaviour throughout the school
- Increased parental interest in school based activities
- A reduction in the number of students referred to the student welfare committee.

Key evaluations

It is a requirement for all NSW public schools to conduct at least two annual evaluations – one related to educational and management practice and the other related to curriculum. In 2008 our school carried out evaluations in the areas of learning and technology.

Educational and management practice

Learning

Background

Learning

Parents (78% responded), all staff and all students in the senior primary grades were surveyed.

Findings and conclusions

All surveys indicated that Charlestown PS:

- Provides a learning environment which is interesting, stimulating and secure
- Have high expectations of students and that students take pride in their work
- Is well equipped and has a wide range of resources to assist student learning which are used appropriately
- Computer technology is being used across all key learning areas.

Teachers indicated that students are beginning to reflect on their learning and engage in self-assessment. The student surveys indicated that there needs to be greater communication between teachers and parents in regards to student achievement.

Future directions

With the focus on learning, Charlestown PS needs to ensure that:

- Assessment, including student self-assessment, needs to be a focus of teacher training
- Resources and curriculum improvements need to be maintained so that students interests and needs are catered for
- Parents are continually provided with feedback regarding the progress of their children
- A continued emphasis on the Quality Teaching Framework is essential
- Technology needs to continue as a focus.

Curriculum

Technology

Background

There has been a major emphasis to increase the use and access of technology to enhance teaching and learning and improve the engagement of students with school and their love of learning.

Charlestown PS has invested a great deal of training, time and capital to support the cross-curriculum area of technology.

Parents (78% responded), all staff and all students in the senior primary grades were surveyed.

Findings and conclusions

- Nearly 80% of students regularly use a computer at home
- Over 90% of families have internet access at home
- All teachers value the team teaching and computers opportunity
- All of the teaching staff feel that their computer skills have improved in 2008 and appreciate the opportunities new technology provides for enhancing teaching and learning
- The senior students believe that they have very good computer skills, that they have adequate computer access and that the use of technology makes schoolwork more interesting.

Future directions

- Maintain the computer team teaching program
- Enhance teacher skills to allow a greater variety of technology interventions to enhance teaching and learning
- Target and support the purchase of technology equipment which will support DET and school technology programs
- Have the school lead technology improvements and developments and communicate these to parents through

information sessions, Newsletters and other means (eg the school website).

Parent, student, and teacher satisfaction

In 2008 the school sought the opinions of parents (78% responded), all students in the senior primary grades and all teachers about the school.

Their responses are presented below.

The parent surveys indicated:

- An overwhelming happiness with the academic progress of their children and the broad range of opportunities the school provides and an appreciation of the work of the whole school staff
- The efforts the school makes in welcoming parents and to communicate with families
- An appreciation and support of the school P&C Association.

Staff and student surveys indicated that:

- There are high expectations of students in regards to behaviour and academic performance
- The school offers a broad and interesting range of extra-curricula activities
- Staff and students are aware of their strengths and weaknesses and of the expectations placed upon them.

Professional learning

Throughout 2008, staff participated in a variety of professional learning opportunities in staff meetings, Staff Development Days as well as through targeted professional learning courses. These include:

- You Can Do It training for the implementation of the program in 2009
- Technology training for Interactive Whiteboards, utilising computer technology in teaching as well as enhancing of school reports
- Enhancing the teaching for all aspects of literacy and numeracy across all grades
- Preparation for the Best Start program
- Training of an ARCO (Anti-Racism Contact Officer)

School development 2009 – 2011

The period 2009-2011 is the next of the three year planning cycles. The targets identified are the result of extensive consultation between parents, students and teachers. The 2009-2011 strategic plan incorporates the NSW DET Strategic Plan, builds on the work undertaken in the previous

school planning cycles and caters for the changes the school is currently facing.

Targets for 2009

Target 1

To improve literacy outcomes for all students

Strategies to achieve this target include:

- Participation in the Best Start program
- Focused teacher professional learning to enhance the teaching and learning of all aspects of literacy
- Development of a strategic and systematic K-6 assessment program
- Implementation of focused programs in writing and home reading
- The implementation of DIPL (Doorways Into Practical Literacy) for stage 3
- Increased use of computer technology to enhance teaching and learning.

Our success will be measured by:

- The Best Start program being implemented and the results affecting teaching programs
- Every classroom utilising computer technology to enhance teaching and learning in literacy
- targeted students' NAPLAN results indicating growth commensurate with school population in literacy.

Target 2

To improve numeracy outcomes for all students

Strategies to achieve this target include:

- Participation in the Best Start program
- Focused teacher professional learning to enhance the teaching and learning of all aspects of numeracy
- Development of a strategic and systematic K-6 assessment program
- Implementation of focused programs

Our success will be measured by:

- The Best Start program being implemented and the results affecting teaching programs
- Every classroom utilising computer technology to enhance teaching and learning in numeracy

- targeted students' NAPLAN results indicating growth commensurate with school population
- grade writing assessments indicating an improvement in grammar, spelling and structure.

Target 3

To improve the social and emotional well-being and skills for life for every student

Student welfare issues will be addressed to ensure that Charlestown PS provides a safe and happy learning environment for all students.

Strategies to achieve this target include:

- A planned approach to address inappropriate behavioural issues
- A planned approach to support students with identified learning needs
- Development of programs to support a healthy life style
- Implement procedures to address attendance issues.

Our success will be measured by:

- Parent and student surveys indicating a reduction in bullying issues
- Parent and student surveys indicating satisfaction with the Healthy Schools Strategy
- School behaviour monitoring systems indicating a reduction in student misbehaviour
- An improvement in student attendance rates.

Target 4

To develop a school culture and practice that responds to every student's aspirations and learning potential

Every student needs to be engaged and challenged to achieve their learning potential. Advances in computer and teaching technologies will be utilised. Focused programs will support students to understand community and global issues.

Strategies to achieve this target include:

- implementation of the 2008 Aboriginal Education and Training Policy
- engage and challenge students through the use of new technologies

- refining school programs and policies to reflect an improved understanding of multi-culturalism
- engage students through a broader awareness of community and global issues
- extend learning opportunities for students and teachers across our communities of schools
- encourage parents to be involved and support school programs and initiatives

Our success will be measured by:

- the school Aboriginal Education Policy being in place and evidenced in school practice and programs
- the school having focus programs on multi-cultural education
- teaching programs indicate the utilisation of computer technology to enhance teaching and learning.

About this report

In preparing this report, the self-evaluation committee has gathered information from evaluations conducted during the year and analysed other information about the school's practices and student learning outcomes. The self-evaluation committee and school planning committee have determined targets for the school's future development.

John Theissen	Principal
Jayne Thompson	Staff Representative
Wendy Green	Parent Representative
Diane House	Parent Representative

School contact information

Charlestown Public School
 Frederick Street
 Charlestown NSW 2290
 Ph: 02 49434063
 Fax: 02 49422583
 Email: charlestow-p.school@det.nsw.edu.au
 Web: www.charlestow-p.schools.nsw.edu.au
 School Code: 1550

Parents can find out more information about Annual School Reports, how to interpret information in the reports and have the opportunity to provide feedback about these reports at: <http://www.schools.nsw.edu.au/asr>